

Jevanord %

Etablert 1923

ELECTRONIC DISHWASHERS

NE Wash

D 85 VE



EVEN MORE SILENT, ROBUST AND PERFORMING

FEATURES

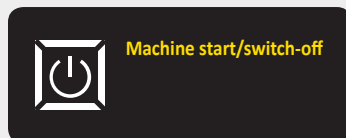
- Double skinned body and full stainless steel AISI 304 door
- Moulded tank
- Standard heat insulation
- LED display with user-friendly symbols
- 4 washing cycles with programmable times and temperatures
- Washing options: cold water rinse, sanitization, ECO function
- Operational information: tank signalling (empty, full, filling), boiler and tank temperature, selected program, operational program status
- Stainless steel rotating washing and rinsing arms
- Tank and boiler heating elements in Incoloy 800
- Boiler holding device
- Wash pump with SOFT-START function to prevent light and delicate dishes overturning when the washing cycle is started
- Possibility to set the rinsing temperature below 65°C, to avoid delicate glassware breaking and to preserve their brightness
- Guaranteed sanitation by the BOILER holding DEVICE for rinse temperature 85°C
- Machine self-cleaning program at the end of the working day (On request)
- Double filters in tank
- Manual removal of all components of the tank, without tools using

NEW ELECTRONIC CONTROL BOARD



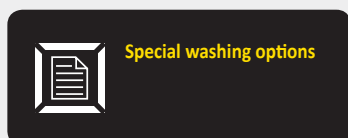
LED Display

Display of operational times and status with high-luminosity and user-friendly symbols



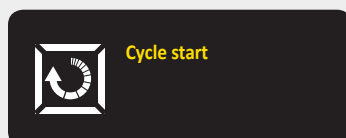
Machine start/switch-off

Quick starting of the machine in maximum 15 minutes time



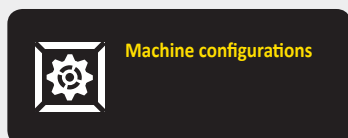
Special washing options

4 washing options: standard, cold rinse, sanitizing and ECO




Cycle start

4 washing cycles with programmable temperature, wash time and rinse time



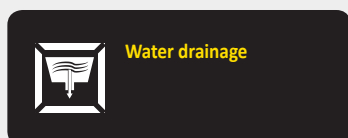
Machine configurations

For the configuration of temperatures, cycles duration, times, rinse-aid detergent, boiler holding and fan duration



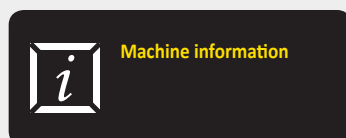
Key selections

Menu scroll keys and simple, practical functions



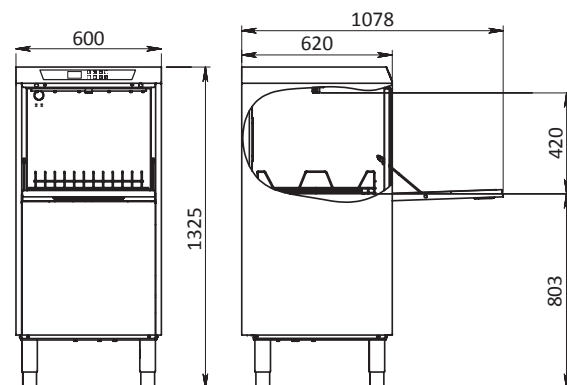
Water drainage

Possibility of water drainage at the end of the cycle (optional)



Machine information

Display of the latest temperatures (HACCP), alarms, estimated water consumption and correct operation



		D 85 VE	D 85 VE BA
Net/gross weight	kg	92/98	
Basket sizes	mm	500 x 500	
Cycle lengths	sec	60/120/180 + 10'	
Production (P/h)	n°	1320/660/440	
Basket capacity Ø24 cm dish	n°	22	
Tray capacity (GN 1/1 h=20 mm)	n°	11	
Std input voltage (60Hz optional)	V	400V+N/50/3	
Which may be transformed into	V	230V/50/3	
Max absorbed power	kW	7.1	6.2
Power of wash pump	kW	1	
Power of boiler/tank heating elements	kW	6.1 / 3	5.2 / 3
Capacity of boiler/tank	lt	8 / 30	6 / 30
Rinse water consumption (2 bar)	lt	3	
Water feed	°C	50...60	55...60
Standard supplied coated baskets	n°	2	2
Detergent pump		●	●
Rinse aid pump		●	●
Drain pump		●	●
Rinsing pressure booster pump		●	●
Integrated water softener		●	-

● On request ● Equipment

BA TECHNOLOGY

Anti-reflux device with atmospheric boiler to grant consistent water pressure values and water temperature during the rinsing phase

